



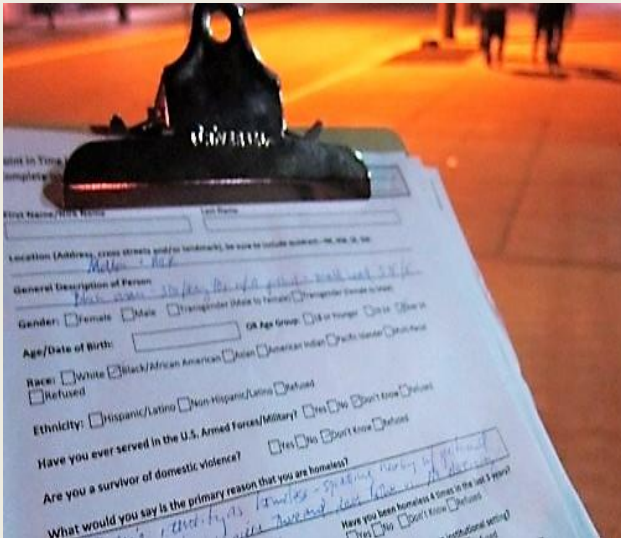
# **District of Columbia 2017 Point-in-Time Enumeration**

The Community Partnership  
Policy & Programs Team  
May 2017



# What is Point-in-Time?

- **HUD-required, annual count of homeless persons in a given jurisdiction.**
  - The Community Partnership (TCP) has conducted the count on behalf of the District of Columbia since 2001.
- Persons counted may choose to respond to a **needs assessment** survey that **provides insight into the make-up of the homeless population and helps determine where gaps exist** in the homeless services Continuum of Care.



- TCP and our partners in District government use PIT survey information to track changes in the system over time and use it to plan for the future.

1



# HUD requirement: Who is counted?

HUD requires a count of **four populations**:

1. **Unsheltered persons** (i.e. persons “on the street”);
2. Persons in **Emergency Shelter** (severe weather, low barrier or temporary);
3. Persons in **Transitional Housing** facilities; and
  - HUD refers to these three categories collectively as the “literally homeless.”
  - This does not include persons who are “doubled-up” or who are temporarily residing in institutional settings, i.e. hospitals, jails, treatment facilities, foster care, etc.
4. Persons living in **Permanent Supportive Housing (PSH) or Rapid Rehousing (RRH)**.
  - HUD refers to this category as the “formerly homeless.”
  - Must be in PSH or RRH to be counted; this is not a count of everyone that has exited the Continuum.



# HUD requirement: When are people counted?

HUD requires that Point-in-Time be conducted:

- **Within a single 24 hour period, generally overnight.**
- This **single day** must be within the **last seven days of the month of January.**
  - These requirements are the same for Continuums nationwide, regardless of climate.
  - Doing the count in the winter helps CoCs understand utilization of all of their Continuum's resources, including shelter space that is only available during the winter months.



2



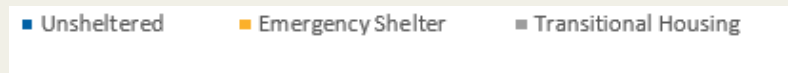
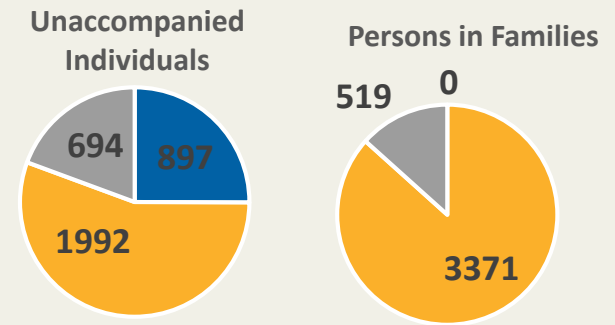
# HUD requirement: How are people counted?

- Agencies conducting PIT must report to HUD the number of programs, if any, that do NOT report information as a part of PIT.
  - In 2017, there were no programs operating in the District that did not report at least a count of persons served to TCP for the purposes of PIT.
- TCP's PIT Methodology is reported on extensively during the "SuperNOFA," the District's annual application for the renewal of HUD funds; HUD's scoring of our methodology can account for about a fifth of the application's score.
- TCP collects information from every program operating in the District, regardless of its funding source(s).
  - Some 90 percent of PIT information was submitted to TCP by programs that enter information on persons served in their programs in HMIS. Strategic use of the HMIS for the purposes of Point-in-Time ensures that the District's count is comprehensive, unduplicated, and that the results accurately reflect the size and scope of the city's homeless population on a given day.
  - Agencies that do not use the HMIS submit information on paper surveys or via phone interviews, through surveys conducted with consumers in their respective programs, or through direct outreach efforts (this includes de-identified information from VAWA programs).
  - The unsheltered count is conducted through a coordinated effort between TCP and District and Federal government agencies, professional outreach agencies and volunteers, data from daily rounds, meal programs, drop in centers, & public libraries.



# Point-in-Time Results

- **7,473** persons experiencing homelessness were counted during PIT 2017 including:
  - **897 persons who were unsheltered**, i.e. living on the street or places not meant for habitation
    - All persons were unaccompanied, no persons in families were found to be unsheltered at PIT
  - **5,363 persons in Emergency Shelters**
    - 1,992 unaccompanied individuals
    - 3,371 people (in 975 families); and
  - **1,213 persons in Transitional Housing**
    - 694 unaccompanied individuals
    - 519 people in 191 families



- The number of persons experiencing homelessness at PIT **decreased by 10.5 percent** from the 2016 PIT count.
- The number of unaccompanied homeless individuals counted **decreased by 2.7 percent** from last year, and the number of families **decreased by 21.8 percent**.



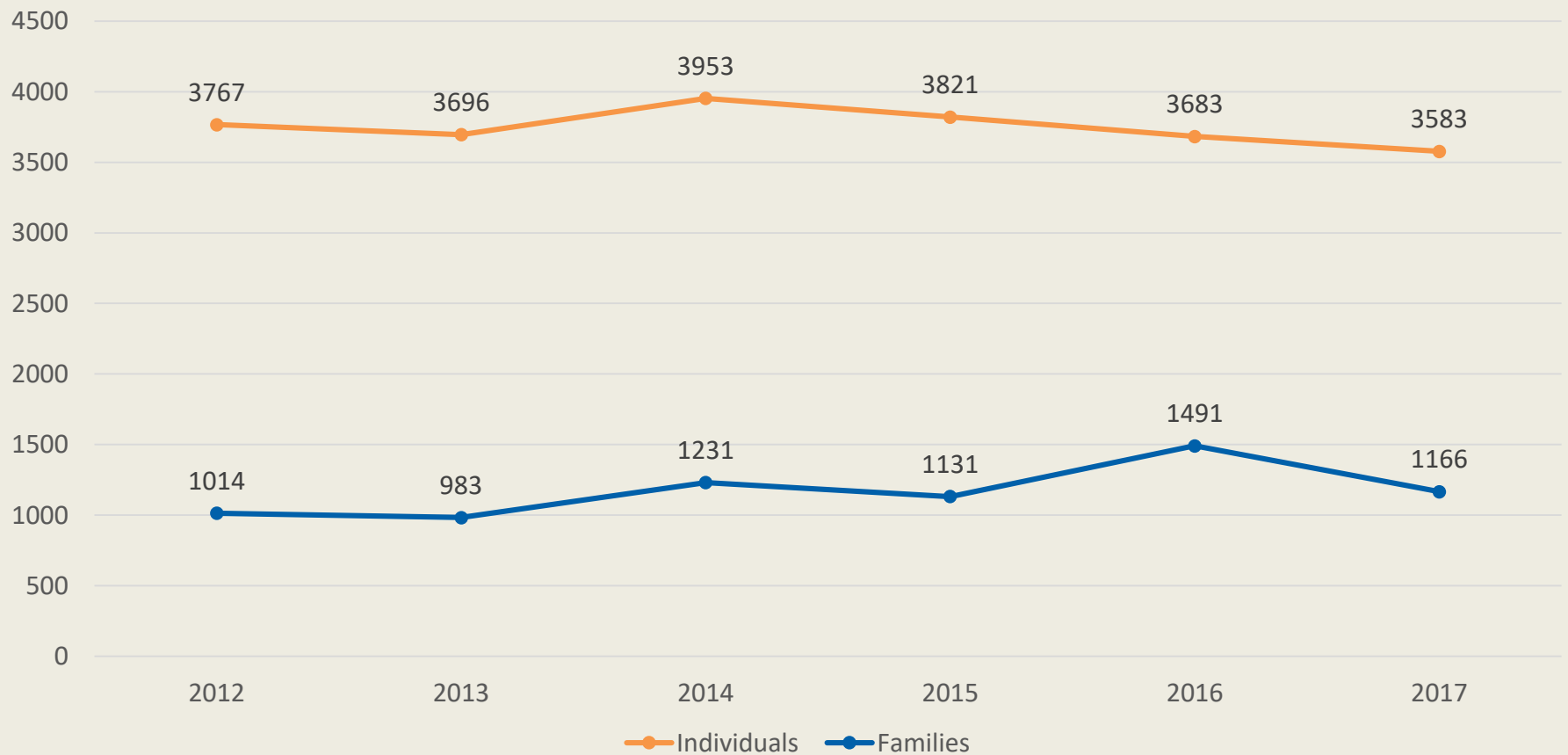
# Point-in-Time Results

<b>PIT COUNT BY CATEGORY</b>			
<b>Category</b>	<b>2017</b>	<b>2016</b>	<b>% Change</b>
<b>Total Number Counted</b>	7,473	8,350	<b>-10.5%</b>
<b>Total Number of Individuals</b>	3,583	3,683	<b>-2.7%</b>
<b>Total Number of Families</b>	1,166	1,491	<b>-21.8%</b>
<b>Total of Persons in Families</b>	3,890	4,667	<b>-16.6%</b>
<b>Total Adults in Families</b>	1,609	1,945	<b>-17.3%</b>
<b>Total Children in Families</b>	2,281	2,722	<b>-16.2%</b>



# Homeless Population Over Time

## Homeless Individuals & Families Counted at Point-in-Time, 2012-2017







# Point-in-Time Results – Families

- **Families**
  - In the spring of 2015, DHS implemented year-round access to family shelter; in past years, access to shelter had been limited to the District’s Hypothermia Season (November through March).
  - The District’s move toward year-round access, coupled with increased homelessness prevention services, **has begun to bear positive results**, as seen in the 22 percent decrease in family homelessness from the FY16 PIT to FY17 PIT.
  - **Greater investment in permanent housing resources** like rapid rehousing, permanent supportive housing, and targeted affordable housing have contributed to the decrease in families experiencing homelessness at the Point-in-Time.
    - **670 families exited the emergency shelter system** for one of the aforementioned **permanent housing solutions or to housing on their own** between Point-in-Time 2016 and 2017.



# Point-in-Time Results – Veterans

- **Veterans**

- The District has made significant strides toward achieving its goal of ending veteran homelessness.
- The District's **CAHP efforts housed 550 veterans** between Point-in-Time 2016 and 2017, and the count of veterans at Point-in-Time 2017 decreased by 65 persons (**a reduction of 15 percent**) from last year.
- Of those who participated in Point-in-Time in Time, **285 persons reported having served in the United States Armed Forces- a decrease of 18.6 percent** from the 2016 count.



# Point-in-Time Results – Youth

The Homeless Services CoC defines youth as persons aged 0 to 24 years; therefore, the count of homeless youths will not be equal to the count of homeless minor children (homeless persons aged 0 to 17 years).

During PIT:

- **Five unaccompanied minors** were counted in Emergency Shelter and Transitional Housing.
- **2,281 children in families** were counted in Emergency Shelter and Transitional Housing.
- **There were no minor children or families with children unsheltered.**
- The District has increased its investment in services and programming for youth, particularly for Transition Age Youth (TAYs), which has led to more youth “coming in” and seeking the CoC’s youth specific shelter and housing programs.
- These investments have helped to improve our ability to connect with and count this population during efforts such as Point-in-Time and the District’s annual Homeless Youth Census (HYC). HYC is conducted by TCP and is modeled after Point-in-Time but is done over a ten-day period in early fall.



# Point-in-Time Results – Chronic

The HUD definition of chronic homelessness was refined in 2015 to include the following:

Any youth, adult, or person within a family with a disabling condition who:

- *has been continuously homeless for a year or more, OR*
  - *has been homeless four times within the past three years where the combined occasions of homelessness total a length of time of at least one year.*
- At PIT 2017, there were **1,470 unaccompanied single persons, a reduction of 2.1 percent since 2016**. The decrease for individuals is primarily due to the work of the CAHP process which has helped to streamline connections to housing for some of the District’s most vulnerable residents.
  - Of persons in emergency shelter, 29.3 percent of persons in families and 50.8 percent of unaccompanied single persons were experiencing chronic homelessness.

**NOTE: the overall population of persons experiencing chronic homelessness increased by 21.6 percent when looking at individuals and families collectively.**



# Median Age

- The median age of unaccompanied homeless persons was **52 years**.
- The median age among adults in homeless families was **27 years**.

**These are the same median ages found at last year's PIT.**



# Income & Employment

- At PIT, **59.8 percent of single persons and 30.9 percent of adults in families** reported that they were not receiving income of any kind. This was an increase of 2.5 percent from last year for individuals and an increase of 9.8 percent for families.
- At PIT, **16.7 percent of single persons and 25.5 percent of adults in families** reported that they were employed at the time of the survey. This was a decrease of 3.4 percent for individuals and a decrease of 1.6 percent for families relative to PIT 2016.

<b>REPORTED INCOME &amp; EMPLOYMENT AMONG PERSONS EXPERIENCING HOMELESSNESS</b>			
<b>Category</b>	<b>Unaccompanied Single Persons 2017</b>	<b>Adults in Families 2017</b>	<b>TOTAL (All Adults) 2017</b>
<b>Receives Income</b>	40.2%	69.1%	49.8%
<b>Employed</b>	16.7%	25.5%	19.7%
<b>Primary Source of Income:</b>			
<b>From Employment</b>	15.1%	22.9%	17.5%
<b>Soc. Sec./Retirement</b>	1.5%	0.4%	1.2%
<b>SSI/SSDI/Disability</b>	11.1%	11.8%	11.3%
<b>TANF/Public Assistance</b>	1.3%	32.6%	11.0%
<b>Other</b>	7.2%	1.1%	5.3%



# Subpopulations & Disabilities

## REPORTED DISABLING CONDITIONS AMONG PERSONS EXPERIENCING HOMELESSNESS

Category	Unaccompanied Single Persons 2017	Unaccompanied Persons 2016	Adults in Families 2017	Adults in Families 2016	TOTAL (All Adults) 2017	TOTAL (All Adults) 2016
Chronic Substance Abuse (CSA)	28.9%	28.3%	3.5%	1.9%	19.3%	19.2%
Severe Mental Illness (SMI)	34.7%	26.5%	13.3%	8.9%	26.5%	20.4%
Dual Diagnosis (CSA & SMI)	14.1%	15.9%	1.6%	0.9%	9.4%	10.7%
Chronic Health Problem	19.6%	14.3%	2.9%	2.5%	13.3%	10.8%
Living With HIV/AIDS	4.1%	2.7%	0.3%	0.6%	2.7%	2.1%
Physical Disability	20.3%	23.4%	4.4%	2.8%	14.3%	17.4%
Developmental Disability	4.6%	data not collected	3.5%	data not collected	4.2%	data not collected



# Subpopulations & Disabilities

<b>REPORTED SUBPOPULATION AFFILIATION AMONG PERSONS EXPERIENCING HOMELESSNESS</b>						
<b>Category</b>	<b>Unaccompanied Persons 2017</b>	<b>Unaccompanied Persons 2016</b>	<b>Adults in Families 2017</b>	<b>Adults in Families 2016</b>	<b>TOTAL (All Adults) 2017</b>	<b>TOTAL (All Adults) 2016</b>
<b>Domestic Violence History</b>	19.5%	15.8%	25.7%	19.6%	21.7%	16.9%
<b>Homeless Due to Domestic Violence (caused current episode)</b>	7.4%	3.6%	8.4%	9.6%	7.8%	5.7%
<b>Limited English Proficiency</b>	9.0%	9.7%	5.8%	5.3%	7.9%	8.5%
<b>U.S. Military Veteran</b>	9.4%	10.2%	0.2%	0.8%	6.2%	7.3%
<b>Formerly in Foster Care</b>	8.8%	7.3%	7.5%	12.5%	8.3%	8.9%
<b>Formerly Resided in an Institutional Setting</b>	35.2%	33.3%	8.3%	13.2%	24.8%	26.6%





# Permanent Supportive Housing & Rapid Rehousing

<b>PERMANENT HOUSING SOLUTIONS</b>		
<b>Category</b>	<b>Number of Unaccompanied Individuals</b>	<b>Number of Family Households</b>
<b>Permanent Housing</b>	1,559	651
<b>Permanent Supportive Housing</b>	2,918	1,058
<b>Rapid Rehousing</b>	272	1,395
<b>TOTAL</b>	4,749	3,104
<b>% Change from 2016</b>	-5.6%	32.3%



# Contact Information

Tom Fredericksen, Chief of Policy and Programs  
[TFredericksen@community-partnership.org](mailto:TFredericksen@community-partnership.org)

Jennifer Klein, Analyst  
[JKlein@community-partnership.org](mailto:JKlein@community-partnership.org)

Elisabeth Young, Analyst  
[EYoung@community-partnership.org](mailto:EYoung@community-partnership.org)

**This information is off the record and cannot be quoted and/or otherwise distributed. To obtain on the-record comments/information, you must send inquiries to: Dora Taylor, Media Contact - Department of Human Services [dora.taylor@dc.gov](mailto:dora.taylor@dc.gov)**