

# Veterans Served in the District of Columbia Homeless Services Continuum of Care 2007 through 2013

Tom Fredericksen, Senior Policy Analyst  
Jose Lucio, Program Analyst  
David Tweedie, HMIS Coordinator





# Contents

- Veterans Served by CoC Level (All Programs)
- US Department of Housing And Urban Development (HUD) Definition of Terms
- Outcomes for Transitional Housing Programs Exclusively Serving Veterans
- Outcomes for Permanent Supportive Housing Programs Exclusively Serving Veterans
- Supportive Services for Veteran Families (SSVF) Program



# HUD Definition of Terms

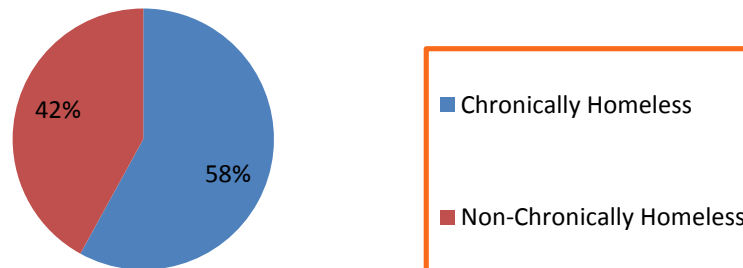
- **Veteran**: A person who has served on active duty in the Armed Forces of the United States including the Coast Guard. This does not include inactive military reserves or the National Guard unless the person was called up to active duty.
- **Chronic Homelessness**: An unaccompanied homeless individual (18 or older) with a disabling condition or a family with at least one adult member (18 or older) who has a disabling condition who has either been continuously homeless for a year or more OR has had at least four (4) episodes of homelessness in the past three (3) years. The individual or family must have been on the streets or in an emergency shelter (not transitional housing) during these episodes.



# Veterans Served in Low Barrier/Severe Weather Shelter for Unaccompanied Adults 2007 to 2013

U.S. Military Veteran	Count	%
No	18,166	85.9%
Yes	2,971	14.1%
<b>Total Served in Low Barrier/Severe Weather Shelter:</b>	<b>21,137</b>	<b>100.0%</b>

## Chronic Homelessness Among Veterans in Low Barrier/Severe Weather Shelter



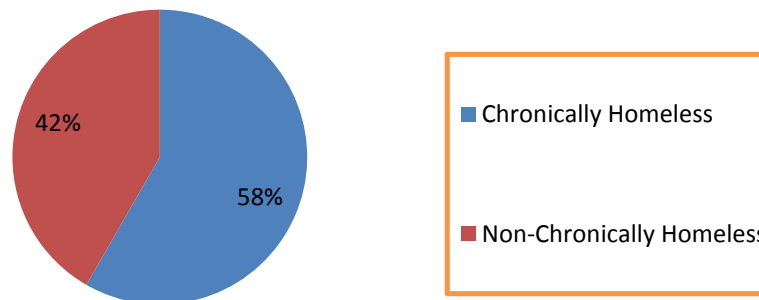
Chronicity among Veterans is similar to Chronicity among non-Veterans (59 Percent)



# Veterans Served in Temporary Shelter for Unaccompanied Adults 2007 to 2013

U.S. Military Veteran	Count	%
No	3,946	87.9%
Yes	545	12.1%
<b>Total Served in Temporary Shelter:</b>	<b>4491</b>	<b>100.0%</b>

## Chronic Homelessness Among Veterans in Temporary Shelter



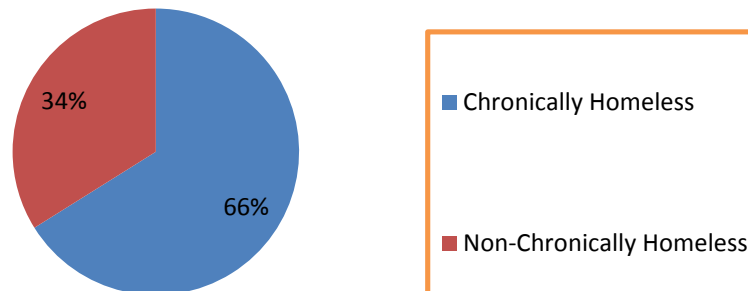
Chronicity among Veterans is similar to Chronicity among non-Veterans (52 Percent)



# Veterans Served in Transitional Housing for Unaccompanied Adults 2007 to 2013

U.S. Military Veteran	Count	%
No	4,595	86.2%
Yes	738	13.8%
<b>Total Served in Transitional Housing:</b>	<b>5333</b>	<b>100.0%</b>

## Past Chronic Homelessness Among Veterans in Transitional Housing



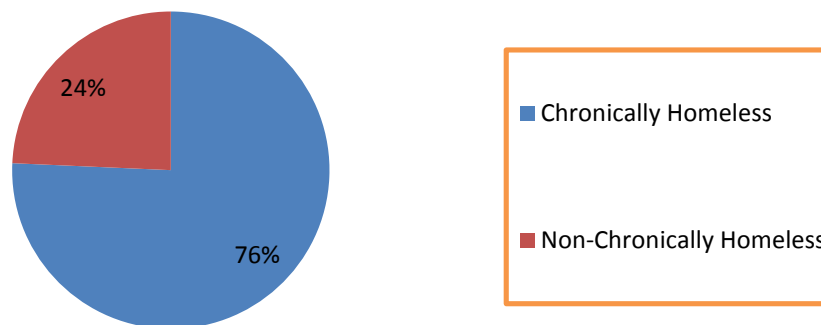
Chronicity among Veterans is similar to Chronicity among non-Veterans (64 Percent)



## Veterans Served in Permanent Supportive Housing for Unaccompanied Adults 2007 to 2013

U.S. Military Veteran	Count	%
No	1,097	77.0%
Yes	327	23.0%
<b>Total Served in Permanent Supportive Housing:</b>	<b>1424</b>	<b>100.0%</b>

### Past Chronic Homelessness Among Veterans in Permanent Supportive Housing



Chronicity lower among Veterans than among non-Veterans (83.9 Percent)



# Veterans Served in CoC Programming for Families

Less than 2% of all families served in Frontline/Severe Weather Shelter, Emergency Shelter, Transitional Housing, and Permanent Supportive Housing combined were headed by or included a Veteran.





# Outcomes for Transitional Housing Programs Exclusively Serving Veterans 2007 to 2013

<b>Total Veterans Served</b>	<b>215</b>
------------------------------	------------

<b>Destinations Among Exiters</b>	<b>Count</b>	<b>%</b>
<b>Permanent Housing</b>	<b>84</b>	<b>53.0</b>
<b>Transitional Housing</b>	<b>4</b>	<b>2.5</b>
<b>Shelter/Temporary Destinations</b>	<b>12</b>	<b>7.5</b>
<b>Institutional Destinations</b>	<b>15</b>	<b>9.4</b>
<b>Deceased</b>	<b>1</b>	<b>0.6</b>
<b>Refused to Disclose</b>	<b>15</b>	<b>9.4</b>
<b>Other</b>	<b>28</b>	<b>17.6</b>
<b>Total Exiters</b>	<b>159</b>	<b>100.0</b>

<b>Income</b>	<b>Count</b>	<b>%</b>
<b>Exiters Who Increased Income</b>	<b>25</b>	<b>15.7</b>
<b>Maintained Income</b>	<b>101</b>	<b>2.5</b>



# Outcomes for Permanent Supportive Housing Programs Exclusively Serving Veterans 2007 to 2013

<b>Total Veterans Served</b>	260
------------------------------	-----

<b>Destinations Among Exiters</b>	<b>Count</b>	<b>%</b>
<b>Permanent Housing</b>	68	44.2
<b>Transitional Housing</b>	5	3.2
<b>Shelter/Temporary Destinations</b>	8	5.2
<b>Institutional Destinations</b>	7	4.5
<b>Deceased</b>	4	2.6
<b>Refused to Disclose</b>	24	15.6
<b>Other</b>	38	24.7
<b>Total Exiters</b>	154	100.0

<b>Income</b>	<b>Count</b>	<b>%</b>
<b>Exiters Who Increased Income</b>	47	30.1
<b>Maintained Income</b>	107	69.5



# Supportive Services Program For Veteran Families (SSVF) Program

The SSVF Program is a Rapid Rehousing Program funded by the US Department of Veterans Affairs. This program serves both Unaccompanied Veterans and Veteran Headed Families.

Rapid Rehousing Assistance Types Offered by the Program:

## **Homelessness Prevention**

Prevent households at risk of homelessness from becoming homeless.

## **Homeless Assistance**

Assist households experiencing homelessness to be quickly rehoused and stabilized.

# Why Rapid Rehousing?

## **An efficient and effective Rapid Rehousing program can:**

- Reduce the length of time households remain homeless while reducing the need for more costly alternatives that do not end homelessness, such as shelter beds;
- Create viable housing opportunities not previously available through landlord partnerships - especially for households with poor or no credit/rental history, very low incomes and/or other housing barriers; and
- Provide short term stabilization assistance once a client is in his own home.



## Length of Service and Exits to Permanent Destinations From the SSVF Program

- Unaccompanied Veterans and Veteran Headed Families are served for an average of **2.5 months** in the SSVF Program.
- **77.8 percent** of persons exiting the SSVF Program went to Permanent Destinations.
  - Of that population **93.5 percent** have remained stably housed.

Program, Service Type, and Population	Average Length of Stability	% Stable for 0 to 3 mos.	% Stable for 4 to 6 mos.	% Stable for 7 to 12 mos.	% Stable for 13 to 23 mos.
SSVF Prevention Singles	255 days/8.5 mos.	13.6	20.3	38.1	28.0
SSVF Homeless Assistance Singles	203 days/6.8 mos.	19.1	34.4	32.0	14.5
SSVF Prevention Families	277 days/ 9.2 mos.	4.3	13.2	56.5	26.0
SSVF Homeless Assistance Families	191/ 6.4 mos.	31.2	18.8	37.5	12.5



# Contact Information

Tom Fredericksen: [tfredericksen@community-partnership.org](mailto:tfredericksen@community-partnership.org)

Jose Lucio: [jlucio@community-partnership.org](mailto:jlucio@community-partnership.org)

David Tweedie: [dtweedie@community-partnership.org](mailto:dtweedie@community-partnership.org)