

Long Stayers in the District of Columbia Emergency Shelters

Tom Fredericksen, Senior Policy Analyst
Jose Lucio, Program Analyst
David Tweedie, HMIS Coordinator





Contents

- Definition of Terms
- Provider Listing
- Persons Served in Low Barrier Shelter
- Long Stayers Served in Low Barrier Shelter Five Year Profile
- Age/Gender/Veteran Status/Disabilities/Length of Stay Among Long Stayers in Low Barrier Shelter
- Families Served in Front Line Shelter
- Long Stayers Served in Front Line Shelter Five Year Profile
- Age/Gender/Veteran Status/Disabilities/Length of Stay Among Long Stayers in Front Line Shelter



Definition of Terms

- **Long Stayers**: A person or household who stayed in emergency shelter for at least 181 nights during the data collection period. The 181 nights can be either one continuous length of stay or the sum of multiple shelter stays during the data collection period (4/1/2008-3/31/2013). (from the Annual Homeless Assessment Report from HUD)
- **Low Barrier Shelter**: An overnight housing accommodation for individuals who are homeless, provided directly by, or through contract with or grant from the District, for the purpose of providing shelter to individuals without imposition of identification, time limits, or other program requirements. (from the Homeless Services Reform Act)
- **Front Line Shelter**: Any shelter typically utilized for immediate placement of families who are facing of a housing crisis. While not an HSRA-defined term, this is used to collectively describe D.C. General, the D.C. General Community Based Units, the D.C. General Short Term Lease Units and motel placements.



Provider Listing

Low Barrier Shelters for Individuals

- 801 East
- Abba Trailers
- Adams Place
- Banneker Recreation Center
- Community of Christ
- D.C. General Hypothermia Overflow
- First Rising Mt. Zion Hypothermia Shelter
- First Seventh Day Adventist Church
- First United Methodist Church Hypothermia Shelter
- Franklin School Shelter
- Gales School Hypothermia Shelter
- Harriet Tubman
- Hermano Pedro/Nativity Church
- John Young Shelter
- Kennedy Rec Center Hypothermia Shelter
- La Casa Multicultural Center
- New Covenant Baptist Church
- New York Avenue Shelter
- Open Door 12 Hour Shelter
- Sacred Heart Hypothermia Shelter
- St. Luke's Hypothermia Shelter

Front Line Shelters for Families

- D.C. General
- D.C. Village
- Motel Placements (FY2012 and FY2013)



Persons Served in Low Barrier Shelter for Single Individuals

- **26,810 people** were served in low barrier shelter from April 1, 2008 through March 31, 2013:
 - Of that population, **19%** (5,068) spent **at least 181 nights** in low barrier shelter over the last five years; and
 - **35%** (9,428) of those served utilized more than one low barrier shelter during the reporting period.

Age Distribution Among Long Stayers in Low Barrier Shelter 2008-2013

Age	%
Under 18	0%
18 to 30	10.5%
31 to 50	48.4%
51 or older	41.1%
Total Responses for Long Stayers in Low Barrier Shelter:	100.0%


Age Among Long Stayers in Low Barrier Shelter



Gender Among Long Stayers in Low Barrier Shelter 2008-2013

Gender	%
Female	23.1%
Male	76.8%
Transgendered Male to Female	<1%
Transgendered Female to Male	<1%
Total Responses for Long Stayers in Low Barrier Shelter:	100.0%

Gender Among Long Stayers in Low Barrier Shelter

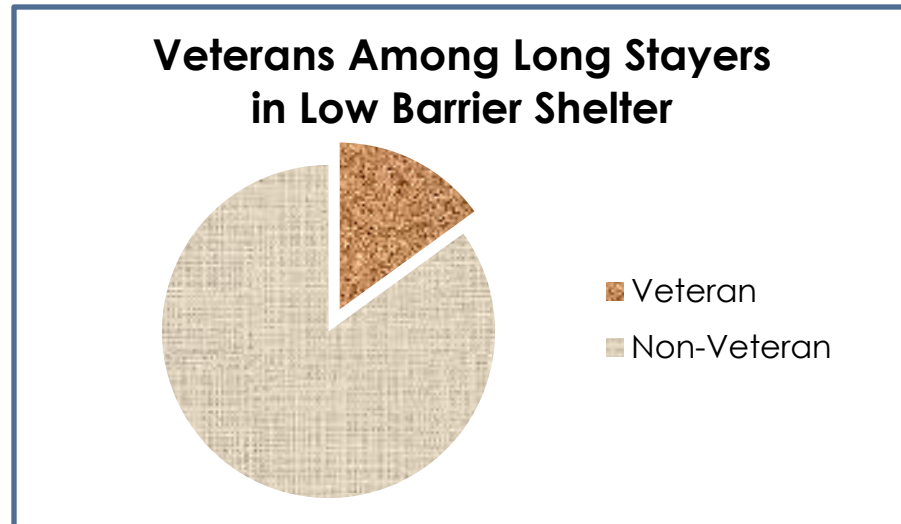




Veterans Among Long Stayers in Low Barrier Shelter 2008-2013

U.S. Military Veteran	%
Yes	14.7%
No	85.3%
Total Responses for Long Stayers in Low Barrier Shelter:	100.0%

“Veteran” is defined as “someone who has served on active duty in the Armed Forces of the United States. This does not include inactive military reserves or the National Guard unless the person was called up to active duty.” (from the March 2010 HMIS Data Standards)





Disabilities Among Long Stayers in Low Barrier Shelter 2008-2013


A disabling condition means:

- (1) a disability as defined in Section 223 of the Social Security Act;
- (2) a physical, mental, or emotional impairment which is (a) expected to be of long-continued and indefinite duration, (b) substantially impedes an individual's ability to live independently, and (c) of such a nature that such ability could be improved by more suitable housing conditions;
- (3) a developmental disability as defined in Section 102 of the Developmental Disabilities Assistance and Bill of Rights Act;
- (4) the disease of acquired immunodeficiency syndrome or any conditions arising from the etiological agency for acquired immunodeficiency syndrome; or
- (5) a diagnosable substance abuse disorder.

(from the March 2010 HMIS Data Standards)

Living With a Disabling Condition	%
Yes	37.4%
No	62.6%
Total Responses for Long Stayers in Low Barrier Shelter:	100.0%

Disabilities Among Long Stayers in Low Barrier Shelter



- Living With a Disabling Condition
- Not Living With a Disabling Condition



Number of Nights in Low Barrier Shelter 2008-2013

Number of Nights in Low Barrier Shelter Over 5 Years (of 26,810 people)	Females	Males
1 to 7 nights	35.2%	42.5%
8 to 30 nights	16.7%	17.3%
31 to 60 nights	8.7%	8.1%
61 to 90 nights	5.9%	5.2%
91 to 120 nights	4.5%	3.2%
121 to 150 nights	3.6%	2.9%
151 to 180 nights	2.7%	2.7%
181 to 210 nights	2.4%	2.0%
211 to 240 nights	1.8%	1.4%
241 to 270 nights	1.8%	1.2%
271 to 300 nights	1.2%	1.2%
301 to 330 nights	0.8%	0.9%
331 to 360 nights	1.0%	0.8%
361 to 365+ nights	13.6%	10.5%
Median Count of Shelter Nights in Low Barrier Shelter Over 5 Years	27	14



Families Served in Front Line Shelter

- **2,090 families** (including 6868 people) were served in front line shelter from April 1, 2008 through March 31, 2013:
 - **28%** (578 of families) spent **at least 181 nights** in front line shelter over the last five years; and
 - **56%** (1175 of families) of those served utilized more than one front line shelter during the reporting period.




Age Distribution Among Long Stayers in Front Line Shelters 2008-2013

Age (by person)	Count	%
Under 1	181	9.6%
1 to 5	509	27.0%
6 to 12	298	15.8%
12 to 17	140	7.4%
18 to 30	487	25.8%
31 to 50	240	12.7%
51 or older	32	1.7%
Total Responses for Long Stayers in Front Line Shelters:	1,887	100.0%

Gender Among Long Staying Adults in Families in Front Line Shelters 2008-2013

Gender of Adults in Families (by person)	Count	%
Female	2,122	76.7%
Male	646	23.3%
Transgendered Male to Female	1	<1%
Transgendered Female to Male	0	0%
Total Responses for Families in Front Line Shelters:	2,768	100.0%

Gender Among Long Staying Adults in Families in Front Line Shelters



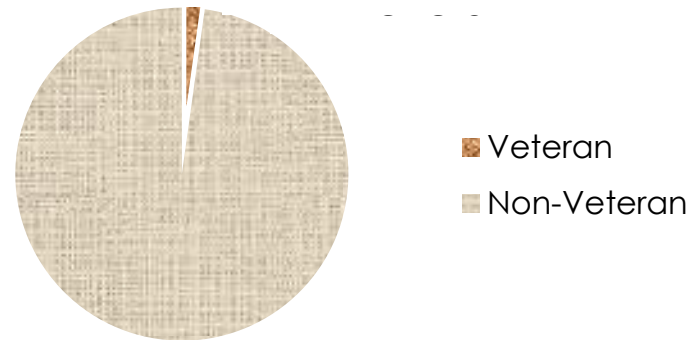


Veterans Among Long Staying Adults in Families in Front Line Shelters 2008-2013

U.S. Military Veteran (by person)	Count	%
Yes	16	2.2%
No	727	97.8%
Total Responses for Long Staying Adults in Families in Front Line Shelters:	743	100.0%

“Veteran” is defined as “someone who has served on active duty in the Armed Forces of the United States. This does not include inactive military reserves or the National Guard unless the person was called up to active duty.”
(from the March 2010 HMIS Data Standards)

Veterans Among Long Staying Adults in Families in Front Line Shelters





Disabilities Among Long Staying Adults in Families in Front Line Shelters 2008-2013

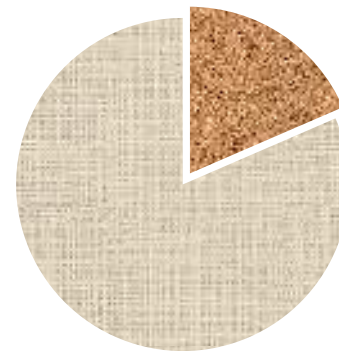
A disabling condition means:

- (1) a disability as defined in Section 223 of the Social Security Act;
- (2) a physical, mental, or emotional impairment which is (a) expected to be of long-continued and indefinite duration, (b) substantially impedes an individual's ability to live independently, and (c) of such a nature that such ability could be improved by more suitable housing conditions;
- (3) a developmental disability as defined in Section 102 of the Developmental Disabilities Assistance and Bill of Rights Act;
- (4) the disease of acquired immunodeficiency syndrome or any conditions arising from the etiological agency for acquired immunodeficiency syndrome; or
- (5) a diagnosable substance abuse disorder.

(from the March 2010 HMIS Data Standards)

Living With a Disabling Condition	Count	%
Yes	138	18.5%
No	606	81.5%
Total Responses for Long Stayers in Front Line Shelters:	744	100.0%

Disabilities Among Long Staying Adults in Families in Front Line Shelters



- Living With a Disabling Condition
- Not Living With a Disabling Condition



Number of Nights in Front Line Shelters 2008-2013

Number of Nights in Front Line Shelters Over 5 Years (of 2,090 families)	Females	Males
1 to 7 nights	6.6%	5.6%
8 to 30 nights	10.0%	11.4%
31 to 60 nights	13.5%	14.3%
61 to 90 nights	13.0%	11.1%
91 to 120 nights	11.8%	10.7%
121 to 150 nights	10.4%	9.9%
151 to 180 nights	7.1%	8.8%
181 to 210 nights	4.9%	5.0%
211 to 240 nights	4.3%	3.6%
241 to 270 nights	3.5%	3.6%
271 to 300 nights	2.8%	2.9%
301 to 330 nights	2.3%	3.3%
331 to 360 nights	3.2%	2.3%
361 to 365+ nights	6.6%	7.5%
Median Count of Shelter Nights in Front Line Shelters Over 5 Years	108	109



Contact Information

Tom Fredericksen: tfredericksen@community-partnership.org

Jose Lucio: jlucio@community-partnership.org

David Tweedie: dtweedie@community-partnership.org