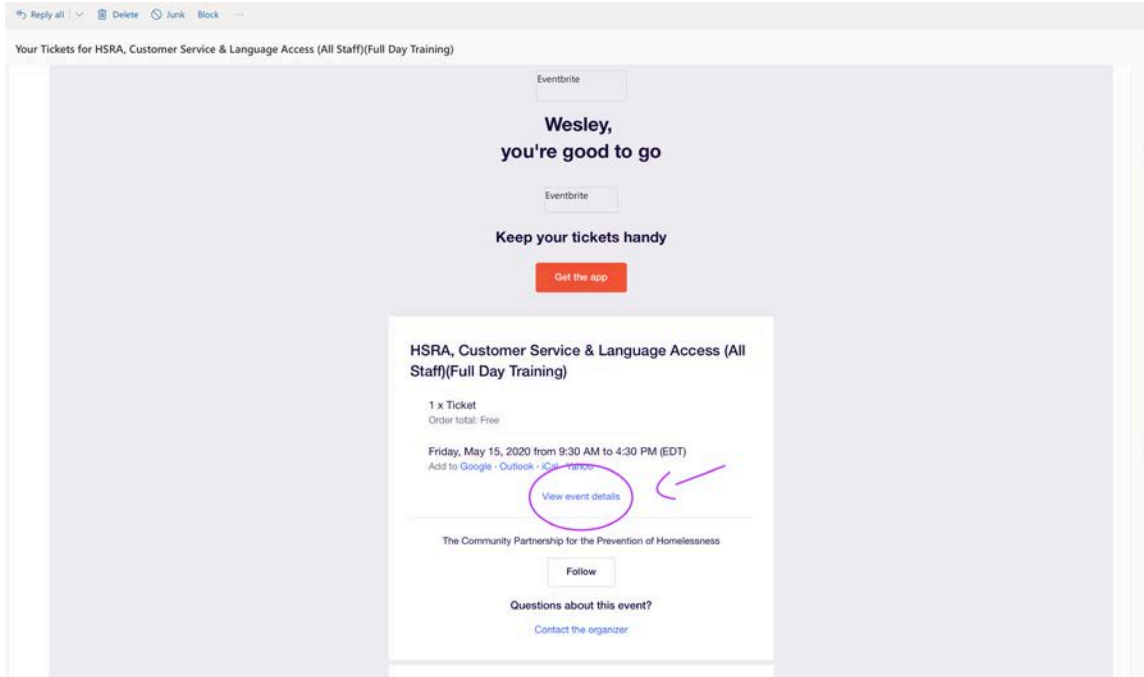
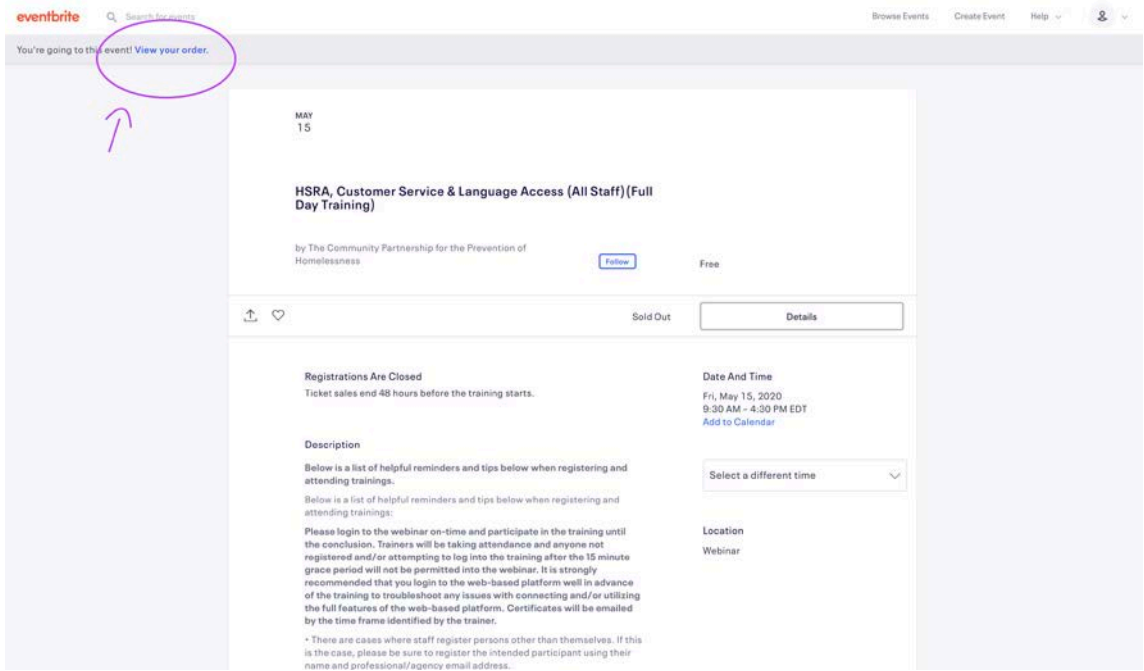


## Canceling with an Eventbrite Account:



After registering for an event you will receive a confirmation email containing your ticket. Scroll down through the email until you see “View event details” and select it. Selecting “View event details” will bring you to the Event that you would like to cancel via Eventbrite’s Website.



In the upper left-hand corner of this page, find “View your order” and select it.

eventbrite Search for events Browse Events Create Event Help

← Back to Current Orders

### Order for HSRA, Customer Service & Language Access (All Staff) (Full Day Training)

Free order #1334711904 on May 3, 2020  
Friday, May 15, 2020 from 9:30 AM to 4:30 PM (EDT)

[Print Tickets](#)

[Cancel Order](#)

[Contact The Organizer](#)

#### RSVP [Edit](#)

**Contact Information**

First Name \*

Last Name \*

Delivery Method  
Ticket

[+ View complete attendee info](#)

← Back to Current Orders

Use Eventbrite  
How It Works  
For Large & Complex Events  
Pricing  
Content Standards  
Eventbrite Mobile Ticket App  
Eventbrite Check-In App  
Eventbrite App Marketplace  
COVID-19 (Coronavirus) Resources  
FAQs  
Sitemap

Plan Events  
Conference Management Software  
Eventbrite + Yoga  
Nonprofits & Fundraisers  
Sell Tickets  
Event Management & Planning  
Online Event Registration  
Online RSVP  
Music Venues & Promoters  
How to List Your Event for Free  
Eventbrite NYC

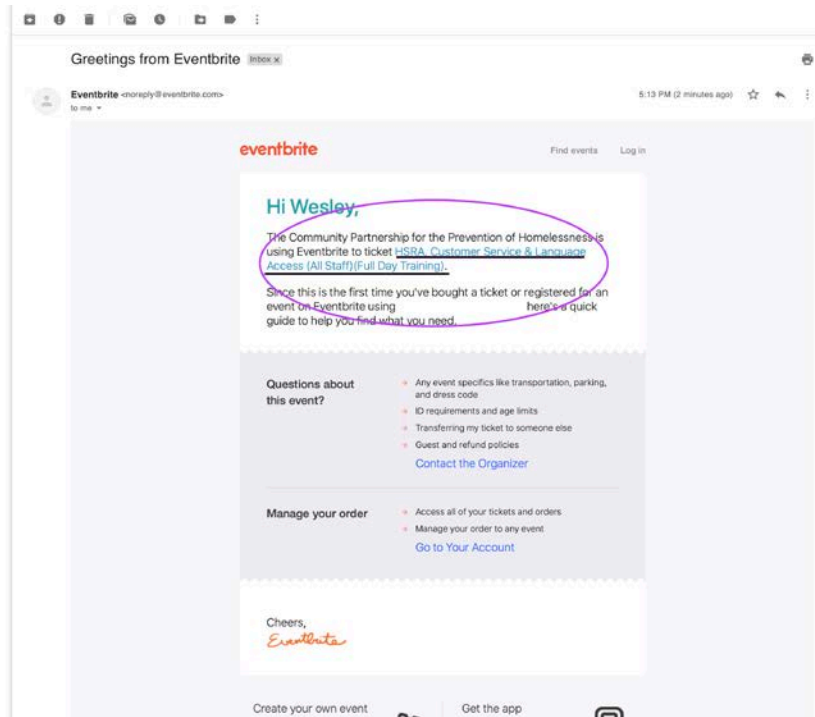
Find Events  
Virtual Events  
Online Webinars  
Online Classes  
Online Yoga  
Virtual Runs  
Online Zumba Classes  
Virtual Conferences  
Online Seminars  
Virtual Wine Tasting  
Online Speed Dating

Connect With Us  
Contact Support  
Contact Sales  
Twitter  
Facebook  
LinkedIn  
Instagram

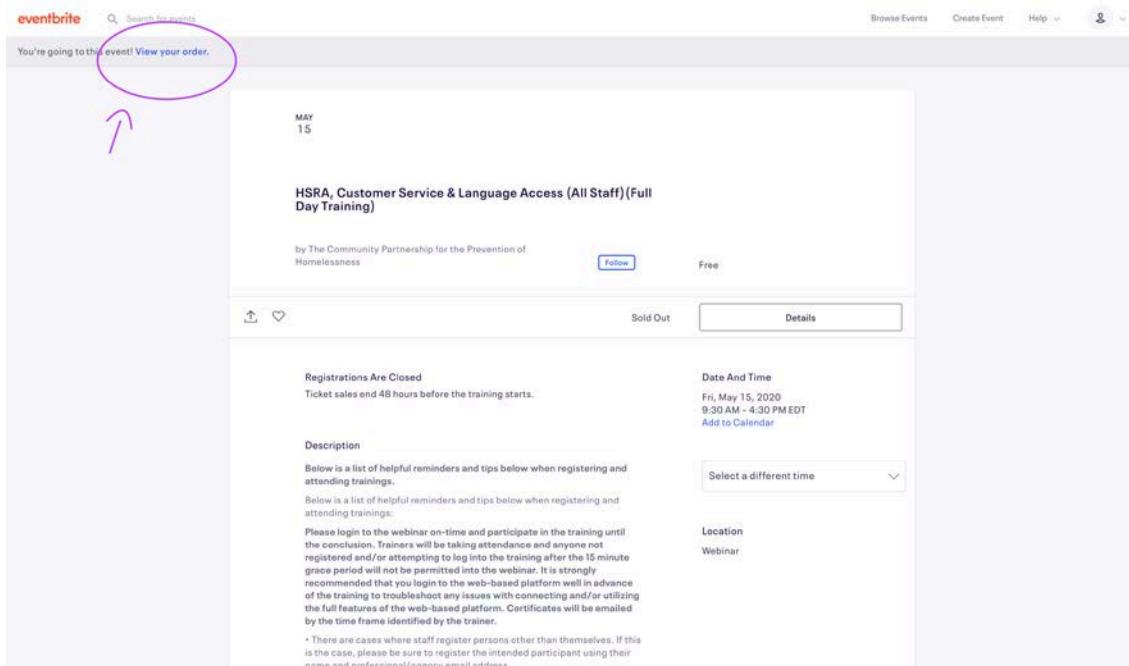
About Blog Help Careers Press Security Developers Terms Privacy Cookies United States

Having selected “View your order” from the last step, you will be greeted with a few actions you can take. One of which is the “Cancel Order” action. Upon cancelling you will receive a confirmation email informing you of the cancellation. No further action is required.

## Canceling without an Eventbrite Account:



After registering for an event you will receive a confirmation email containing your ticket. In the body of the email you will see the title of the event that you would like to cancel. Select it and continue to the next step.



In the upper left-hand corner of this page, find "View your order" and select it.

eventbrite Search for events Browse Events Create Event Help

← Back to Current Orders

### Order for HSRA, Customer Service & Language Access (All Staff) (Full Day Training)

Free order #1334711904 on May 3, 2020  
Friday, May 15, 2020 from 9:30 AM to 4:30 PM (EDT)

[Print Tickets](#)

[Cancel Order](#)

[Contact The Organizer](#)

#### RSVP [Edit](#)

**Contact Information**

First Name \*

Last Name \*

Delivery Method  
Ticket

[+ View complete attendee info](#)

← Back to Current Orders

Use Eventbrite  
How It Works  
For Large & Complex Events  
Pricing  
Content Standards  
Eventbrite Mobile Ticket App  
Eventbrite Check-In App  
Eventbrite App Marketplace  
COVID-19 (Coronavirus) Resources  
FAQs  
Sitemap

Plan Events  
Conference Management Software  
Eventbrite + Yoga  
Nonprofits & Fundraisers  
Sell Tickets  
Event Management & Planning  
Online Event Registration  
Online RSVP  
Music Venues & Promoters  
How to List Your Event for Free  
Eventbrite NYC

Find Events  
Virtual Events  
Online Webinars  
Online Classes  
Online Yoga  
Virtual Runs  
Online Zumba Classes  
Virtual Conferences  
Online Seminars  
Virtual Wine Tasting  
Online Speed Dating

Connect With Us  
Contact Support  
Contact Sales  
Twitter  
Facebook  
LinkedIn  
Instagram

About Blog Help Careers Press Security Developers Terms Privacy Cookies United States

Having selected “View your order” from the last step, you will be greeted with a few actions you can take. One of which is the “Cancel Order” action. Upon cancelling you will receive a confirmation email informing you of the cancellation. No further action is required.